

## 2017 MICHELIN LE MANS CUP - COLLECTIVE TEST SESSION

23-04-2017

21 - 23 April 2017

Result of Track Session 3

Autodromo Internacional Algarve - 4652 mtr.


Pos	Nbr	Cls	Plc	Entrant / Drivers	Car	Fastest	In	Gap	Diff	Laps	Km/h
1	19	LMP3	1	M. Racing - YMR Yann Ehrlicher-Ricky Capo	Norma M 30 - Nissan	1:39.950	16			41	167,59
2	48	LMP3	2	Kox Racing Nico Pronk-Peter Kox	Ligier JS P3 - Nissan	1:39.993	30	0.043	0.043	61	167,52
3	14	LMP3	3	RLR M Sport Ross Warburton-Alex Kapadia	Ligier JS P3 - Nissan	1:40.410	22	0.460	0.417	31	166,82
4	44	LMP3	4	SPV Motosort Alvaro Fontes-Jon Aizpurua	Ligier JS P3 - Nissan	1:41.378	13	1.428	0.968	29	165,23
5	53	LMP3	5	M. Racing - YMR Laurent Millara-Natan Bihel-Romano Ricci	Ligier JS P3 - Nissan	1:41.516	17	1.566	0.138	37	165,00
6	4	LMP3	6	SVC Sport Management GMBH Emanuele Busnelli-Fabio Babini	Ligier JS P3 - Nissan	1:41.667	11	1.717	0.151	37	164,76
7	65	LMP3	7	Graff Emilien Carde-A drien Chila	Ligier JS P3 - Nissan	1:41.757	29	1.807	0.090	43	164,61
8	20	GT3	1	Gulf Racing UK Andrew Baker-Benjamin Barker	Porsche 911 GT3 R	1:41.902	31	1.952	0.145	39	164,38
9	8	GT3	2	SVC Sport Management GMBH Cédric Mézard-Andrea Belicchi	Lamborghini Huracan GT3	1:42.738	26	2.788	0.836	49	163,04
10	7	GT3	3	Lee Mowle Lee Mowle-Phil Keen	Mercedes AMG GT3	1:42.838	11	2.888	0.100	33	162,88
11	33	LMP3	8	Ibran Pardo Javier Javier Ibran-Mathijs Bakker	Ligier JS P3 - Nissan	1:42.884	31	2.934	0.046	38	162,81
12	75	GT3	4	Optimum Racing Flick Haigh-Joe Osborne	Audi R8	1:43.052	24	3.102	0.168	36	162,54

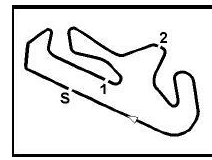
Fastest time : 1:39.950 in lap 16 by nbr. 19: Ehrlicher-Capo (Norma M 30 - Nissan)

Publication-time

Results and lap times :

Timekeeping by :

Clerk of the Course	Steward	Timekeeper  Miguel Glória
Page 1 of 1		



## 2017 MICHELIN LE MANS CUP - COLLECTIVE TEST SESSION

23-04-2017

Result of Track Session 3

21 - 23 April 2017

Autodromo Internacional Algarve - 4652 mtr.

### **Class = LMP3**

Pos	Nbr	Entrant / Name	Car	Fastest	In	Gap	Diff	Laps	Km/h
1	19	M. Racing - YMR Yann Ehlacher-Ricky Capo	Norma M 30 - Nissan	1:39.950	16			41	167,59
2	48	Kox Racing Nico Pronk-Peter Kox	Ligier JS P3 - Nissan	1:39.993	30	0.043	0.043	61	167,52
3	14	RLR M Sport Ross Warburton-Alex Kapadia	Ligier JS P3 - Nissan	1:40.410	22	0.460	0.417	31	166,82
4	44	SPV Motosort Alvaro Fontes-Jon Aizpurua	Ligier JS P3 - Nissan	1:41.378	13	1.428	0.968	29	165,23
5	53	M. Racing - YMR Laurent Millara-Natan Bihel-Romano Ricci	Ligier JS P3 - Nissan	1:41.516	17	1.566	0.138	37	165,00
6	4	SVC Sport Management GMBH Emanuele Busnelli-Fabio Babini	Ligier JS P3 - Nissan	1:41.667	11	1.717	0.151	37	164,76
7	65	Graff Emilien Carde-Adrien Chila	Ligier JS P3 - Nissan	1:41.757	29	1.807	0.090	43	164,61
8	33	Ibran Pardo Javier Javier Ibran-Mathijs Bakker	Ligier JS P3 - Nissan	1:42.884	31	2.934	1.127	38	162,81

### **Class = GT3**

Pos	Nbr	Entrant / Name	Car	Fastest	In	Gap	Diff	Laps	Km/h
1	20	Gulf Racing UK Andrew Baker-Benjamin Barker	Porsche 911 GT3 R	1:41.902	31			39	164,38
2	8	SVC Sport Management GMBH Cédric Mézard-Andrea Belicchi	Lamborghini Huracan GT3	1:42.738	26	0.836	0.836	49	163,04
3	7	Lee Mowle Lee Mowle-Phil Keen	Mercedes AMG GT3	1:42.838	11	0.936	0.100	33	162,88
4	75	Optimum Racing Flick Haigh-Joe Osborne	Audi R8	1:43.052	24	1.150	0.214	36	162,54

Fastest time : 1:39.950 in lap 16 by nbr. 19: Ehlacher-Capo (Norma M 30 - Nissan)

Publication-time


<https://livetiming.raceresults.nu/autodromodalgarve>

Timekeeping by :

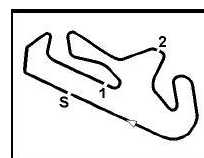
Clerk of the Course

Steward

Timekeeper



Miguel Glória



## 2017 MICHELIN LE MANS CUP - COLLECTIVE TEST SESSION

23-04-2017

21 - 23 April 2017

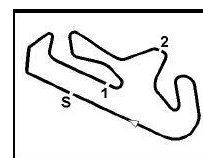
Laps and Sector Times - Track Session 3

Autodromo Internacional Algarve - 4652 mtr.

4 Busnelli-Babini										Ligier JS P3 - Nissan									
lap	Sect-1	Speed	Sect-2	Speed	Sect-3	Speed	TopSpeed	laptime	pit	lap	Sect-1	Speed	Sect-2	Speed	Sect-3	Speed	Topspeed	laptime	pit
1	Out	151,3	38.333	120,0	41.780			2:01.606		20	32.647	198,2	32.330	<u>168,0</u>	39.693	236,3	252,9	1:44.670	
2	33.651	184,6	32.755	141,9	38.017	229,8	248,8	1:44.423		21	32.690	201,5	32.671	149,4	38.080	236,8	252,9	1:43.441	
3	32.820	184,9	32.599	135,2	37.663	237,9	254,1	1:43.082		22	32.832	201,5	32.601	148,4	38.041	237,9	254,1	1:43.474	
4	32.186	203,0	32.473	140,6	37.483	237,4	254,7	1:42.142		23	32.957	205,3	33.223	149,2	37.985	237,9	255,3	1:44.165	
5	32.418	208,1	32.530	141,7		238,4	255,9	1:47.989		24	32.765	204,9	33.112	153,4	39.375	236,8	253,5	1:45.252	
6	Out	168,5	33.692	127,4	38.046			11:08.566	P	25	32.577	211,8	32.755	148,1	38.274	237,4	254,1	1:43.606	
7	32.540	198,5	32.317	146,7	37.497	237,4	256,5	1:42.354		26	32.413	<u>212,6</u>	32.552	137,9	38.363	237,9	254,7	1:43.328	
8	32.443	185,2	32.819	143,4	37.307	236,8	255,9	1:42.569		27	35.193	176,8	34.459	130,0		236,8	252,9	1:52.968	
9	<u>32.011</u>	208,1	<u>32.135</u>	150,2	37.938	239,5	257,8	1:42.084		28	Out	160,5	35.303	130,6	41.118			49:40.051	P
10	32.172	197,4	32.330	144,8	37.407	237,9	258,4	1:41.909		29	32.604	200,7	32.512	148,8	37.661	236,8	254,7	1:42.777	
11	32.236	208,5	32.252	138,5	<u>37.179</u>	239,5	255,9	<u>1:41.667</u>		30	32.087	205,3	32.236	138,6	37.580	240,0	257,1	1:41.903	
12	32.818	179,1	33.026	135,7		240,5	255,9	1:45.693		31	32.645	191,2	33.575	132,0	38.827	240,5	258,4	1:45.047	
13	Out		In	139,0	39.795			14:01.337	P	32	32.067	203,8	32.194	154,5	37.767	<u>242,2</u>	257,8	1:42.028	
14	33.464	178,2	34.115	145,6	38.492	233,3	248,8	1:46.071		33	32.689	193,2	33.519	124,6	38.154	241,6	258,4	1:44.362	
15	33.662	201,5	33.588	145,4	38.830	233,8	250,6	1:46.080		34	32.252	200,4	32.150	137,6	37.305	241,1	258,4	1:41.707	
16	36.618	118,7	33.879	137,4	38.610	232,3	251,2	1:49.107		35	35.107	193,9	33.698	127,4	38.922	<u>242,2</u>	<u>259,6</u>	1:47.727	
17	33.528	200,7	1:25.820	116,3		234,3	253,5	2:44.796		36	32.206	207,3	32.149	152,3	37.826	241,6	258,4	1:42.181	
18	Out	150,0	35.994	136,5	39.994			9:06.296	P	37	32.923	199,6	32.843	134,3		241,6	<u>259,6</u>	1:46.716	
19	33.394	191,5	1:15.596	126,9	41.105	234,3	251,7	2:30.095		38									

7 Mowle-Keen										Mercedes AMG GT3									
lap	Sect-1	Speed	Sect-2	Speed	Sect-3	Speed	TopSpeed	laptime	pit	lap	Sect-1	Speed	Sect-2	Speed	Sect-3	Speed	Topspeed	laptime	pit
1	Out	162,9	37.092	104,8	44.576			1:58.457		18	34.016	<u>211,8</u>	33.608	128,7	39.774	236,3	258,4	1:47.398	
2	34.061	195,7	33.266	136,5	38.607	231,8	252,9	1:45.934		19	34.659	181,8	34.378	127,1	39.963	238,9	257,8	1:49.000	
3	32.831	204,5	32.688	139,2	38.088	238,9	257,1	1:43.607		20	33.595	204,9	33.422	125,1	39.777	237,9	258,4	1:46.794	
4	32.665	204,2	32.483	141,7	37.974	240,0	258,4	1:43.122		21	33.798	197,4	34.548	120,7		237,9	258,4	1:53.151	
5	32.528	210,1	<u>32.381</u>	<u>150,0</u>	38.404	241,6	259,0	1:43.313		22	Out	180,9	33.612	139,0	39.943			43:40.205	P
6	32.650	198,5	33.723	132,8		241,6	259,6	1:47.124		23	33.408	201,5	32.919	140,6	38.479	239,5	260,2	1:44.806	
7	Out	187,5	33.217	135,2	38.377			8:27.786	P	24	32.783	187,5	32.839	140,4	38.178	242,7	262,1	1:43.800	
8	32.728	208,5	34.130	133,2		240,0	257,8	1:50.658		25	32.644	205,7	32.736	143,0	38.005	244,9	<u>262,8</u>	1:43.385	
9	Out	199,3	32.934	137,9	38.448			6:52.481	P	26	32.828	203,0	33.326	120,8		<u>245,5</u>	<u>262,8</u>	1:47.287	
10	32.553	206,5	32.800	140,4	37.987	240,0	257,1	1:43.340		27	Out	131,9	40.404	103,3	47.542			4:51.457	P
11	<u>32.429</u>	199,6	32.496	144,0	<u>37.913</u>	242,7	260,2	<u>1:42.838</u>		28	38.342	120,9	36.548	119,6	42.333	227,8	245,5	1:57.223	
12	32.500	208,1	32.588	141,2		243,2	260,9	1:45.150		29	33.483	210,1	33.338	130,0	39.001	238,9	259,6	1:45.822	
13	Out	183,4	34.124	133,8	39.988			10:31.349	P	30	33.615	198,2	33.450	129,2	39.558	240,5	261,5	1:46.623	
14	34.044	203,0	33.931	129,8	39.861	235,8	256,5	1:47.836		31	33.162	196,0	33.226	128,7	39.398	240,5	260,2	1:45.786	
15	34.063	200,4	33.595	126,2	39.768	238,9	257,8	1:47.426		32	33.163	211,4	33.485	123,9	39.579	240,5	260,9	1:46.227	
16	33.999	190,8	34.052	129,2	41.030	238,4	256,5	1:49.081		33	34.017	183,7	34.997	117,4		237,9	259,6	1:50.991	
17	33.812	207,3	33.620	127,2	39.899	236,8	257,8	1:47.331		34									

8 Mézard-Belicchi										Lamborghini Huracan GT3									
lap	Sect-1	Speed	Sect-2	Speed	Sect-3	Speed	TopSpeed	laptime	pit	lap	Sect-1	Speed	Sect-2	Speed	Sect-3	Speed	Topspeed	laptime	pit
1	Out	124,3	43.004	102,3	48.566			2:14.817		26	<u>32.074</u>	199,6	32.618	127,4	38.046	243,2	263,4	<u>1:42.738</u>	
2	39.834	139,4	36.649	122,6	41.163	216,9	247,7	1:57.646		27	32.173	211,4	32.728	117,9	40.628	244,3	264,1	1:45.529	
3	34.083	189,1	34.265	128,7	39.936	238,4	260,9	1:48.284		28	38.254	156,7	36.341	114,6	40.072	229,8	212,2	1:54.667	
4	33.378	202,2	33.753	121,2	39.802	238,9	262,1	1:46.933		29	32.363	207,7	35.927	114,3		242,7	263,4	1:54.701	
5	33.723	203,0	33.585	125,9	39.303	242,2	264,1	1:46.611		30	Out	124,0	42.795	108,1	45.563			22:07.767	P
6	32.879	185,9	33.871	122,2	39.063	242,7	262,1	1:45.813		31	33.963	196,4	34.072	126,5	39.697	236,3	259,0	1:47.732	
7	34.771	166,2	35.167	125,1	41.320	240,0	264,1	1:51.258		32	33.004	199,3	33.478	131,4	38.932	242,2	263,4	1:45.414	
8	34.233	186,9	33.726	126,9		240,5	265,4	1:49.854		33	32.935	<u>212,6</u>	33.680	131,4	38.964	242,7	264,1	1:45.579	
9	Out	183,7	34.309	121,5	40.458			5:39.549	P	34	32.990	205,3	33.416	118,7	40.125	243,2	257,8	1:46.531	
10	33.641	192,5	33.887	121,8	39.348	239,5	261,5	1:46.876		35	32.826	210,5	33.727	128,6	39.071	241,1	264,1	1:45.624	
11	12:29.598	164,1	34.711	123,4	39.891	240,0	261,5	13:44.200	P	36	33.315	206,9	33.709	<u>134,3</u>	41.105	242,2	<u>267,3</u>	1:48.129	
12	32.944	185,9	33.261	125,4	39.087	237,4	261,5	1:45.292		37	34.588	203,0	33.657	130,0	40.075	240,0	264,7	1:48.320	
13	32.743	195,7	33.495	119,5	39.103	242,2	262,8	1:45.341		38	35.410	149,4	40.920	122,6		242,7	262,1	2:04.741	
14	32.682	208,1	32.975	126,3	38.774	240,5	264,7	1:44.431		39	Out	158,1	37.022	126,3	41.127			28:58.663	P
15	32.593	201,9	33.042	122,9	38.747	240,5	263,4	1:44.382		40	33.955	184,9	35.559	125,1	39.622	237,4	260,9	1:49.136	
16	35.147	169,3	35.249	120,3		241,6	264,1	1:55.059		41	34.089	186,5	34.998	129,3	40.379	241,6	263,4	1:49.466	
17	Out	170,6	35.705	120,8	39.728			4:23.982	P	42	33.938	205,3	33.433	132,4	39.151	241,1	265,4	1:46.522	
18	33.260	196,7	33.291	125,6	39.214	237,4	260,9	1:45.765		43	33.187	183,4	45.726	107,1		242,7	264,1	2:08.853	
19	32.692	206,1	33.195	127,7	39.022	241,1	262,8	1:44.909		44	Out	151,9	38.257	120,0	39.414			10:13.771	P
20	32.629	200,7	32.903	120,3	38.843	240,0	263,4	1:44.375		45	32.703	187,8	33.451	117,4	38.609	240,5	263,4	1:44.763	
21	32.645	210,9	33.215	124,0	39.059	243,2	264,1	1:44.919		46	32.481	194,2	33.135	129,8	38.573	244,3	266,0	1:44.189	
22	35.875	174,5	35.327	114,2		243,2	262,8	1:59.005		47	32.449	200,0	32.873	128,9	38.424	244,9	265,4	1:43.746	



## 2017 MICHELIN LE MANS CUP - COLLECTIVE TEST SESSION

23-04-2017

21 - 23 April 2017

Laps and Sector Times - Track Session 3

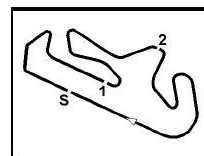
Autodromo Internacional Algarve - 4652 mtr.

23	Out	151,7	38.272	111,8	41.707				6: 15.147 P	48	32.302	197,1	32.960	125,4	38.220	244,3	266,0	1: 43.482
24	34.324	193,5	33.922	120,4	38.858	236,8	258,4	1: 47.104		49	32.287	206,1	32.797	127,1	38.366	<u>246,0</u>	266,7	1: 43.450
25	32.212	192,5	32.977	122,6	<u>37.970</u>	243,8	263,4	1: 43.159		50								

14 Warburton-Kapadia										Ligier JS P3 - Nissan									
lap	Sect-1	Speed	Sect-2	Speed	Sect-3	Speed	TopSpeed	laptime	pit	lap	Sect-1	Speed	Sect-2	Speed	Sect-3	Speed	Topspeed	laptime	pit
1	Out	135,3	41.912	86,4	48.137			2: 10.487		17	31.833	198,2	32.133	137,6	37.230	246,0	260,9	1: 41.196	
2	37.517	165,4	36.878	108,8	42.995	198,9	220,4	1: 57.390		18	31.843	200,0	33.421	121,8	31.843	244,3	261,5	1: 46.165	
3	35.500	157,2	35.642	117,8	40.669	234,8	252,3	1: 51.811		19	Out	181,5	32.397	136,7	36.836			14: 53.441 P	
4	34.002	200,4	34.678	107,6	39.745	237,4	254,7	1: 48.425		20	31.862	212,6	31.930	135,3	36.908	246,0	<u>262,8</u>	1: 40.700	
5	33.629	177,0	34.335	118,7	39.429	237,9	256,5	1: 47.393		21	<u>31.651</u>	199,6	<u>31.811</u>	<u>143,6</u>	36.980	<u>247,7</u>	<u>262,8</u>	1: 40.442	
6	38.992	151,3	36.836	107,1		238,4	256,5	2: 06.697		22	31.677	192,9	31.965	140,1	<u>36.768</u>	246,0	<u>262,8</u>	<u>1: 40.410</u>	
7	Out	154,7	37.931	112,4	42.334			39: 16.708 P		23	32.192	<u>213,9</u>	32.250	135,2		247,1	262,1	1: 48.127	
8	33.653	189,1	34.841	109,0	39.082	234,3	253,5	1: 47.576		24	Out	146,9	38.461	109,9	42.024			6: 27.316 P	
9	33.323	179,7	34.475	110,5	39.080	240,0	256,5	1: 46.878		25	33.940	169,0	34.519	123,1	39.524	235,8	256,5	1: 47.983	
10	33.399	188,2	33.893	111,8	38.954	239,5	257,1	1: 46.246		26	33.385	193,9	34.908	111,3	40.253	241,1	258,4	1: 48.546	
11				107,5	41.211	240,0	235,8	1: 55.776		27	33.453	184,0	33.839	111,9	39.407	237,4	257,1	1: 46.699	
12	33.796	186,9	36.734	106,6	40.779	234,8	255,3	1: 51.309		28	36.186	144,8	36.741	120,5	40.865	242,7	259,0	1: 53.792	
13	33.902	191,5	35.590	109,1		236,8	257,1	1: 56.376		29	33.580	184,6	34.889	104,0	39.812	236,3	257,1	1: 48.281	
14	Out	167,2	33.227	133,3	37.201			43: 39.906 P		30	37.903	143,4	35.491	105,2	39.696	238,4	257,1	1: 53.090	
15	32.020	201,5	32.636	130,9	37.233	246,0	259,0	1: 41.889		31	36.691	151,7	37.359	105,9		240,5	252,3	2: 05.543	
16	31.816	202,6	32.133	138,3	37.578	244,9	259,6	1: 41.527		32									

19 Ehrlacher-Capo										Norma M 30 - Nissan									
lap	Sect-1	Speed	Sect-2	Speed	Sect-3	Speed	TopSpeed	laptime	pit	lap	Sect-1	Speed	Sect-2	Speed	Sect-3	Speed	Topspeed	laptime	pit
1	Out	124,4	41.035	102,6	41.871			2: 04.471		22	31.838	188,2	32.094	128,3		249,4	268,0	1: 45.250	
2	34.442	174,8	33.902	129,5	38.116	238,9	244,9	1: 46.460		23	Out	168,0	34.032	123,0	37.693			4: 23.362 P	
3	32.720	181,2	32.907	131,7	38.062	243,2	264,1	1: 43.689		24	32.241	199,3	32.353	135,2	36.852	247,7	266,0	1: 41.446	
4	32.295	195,3	32.416	134,3	37.646	247,1	265,4	1: 42.357		25	31.763	197,4	31.990	135,2	37.194	<u>251,7</u>	269,3	1: 40.947	
5	32.315	188,2	32.491	131,1	37.093	246,0	266,0	1: 41.899		26	31.796	202,2	32.088	139,5	36.834	247,1	268,0	1: 40.718	
6	31.936	192,2	32.225	127,4	37.383	248,3	268,7	1: 41.544		27	31.823	201,9	31.959	135,3	36.862	249,4	267,3	1: 40.644	
7	31.914	191,8	32.512	135,0	37.881	248,3	267,3	1: 42.307		28	31.662	203,4	31.794	135,2	36.737	250,0	268,0	1: 40.193	
8	32.316	193,2	32.496	129,7		245,5	265,4	1: 47.992		29	<u>31.472</u>	204,5	31.986	133,2	36.745	251,2	268,0	1: 40.203	
9	Out	160,0	37.960	120,1	39.136			14: 49.490 P		30	31.724	201,9	34.523	126,6		250,0	<u>270,0</u>	1: 48.945	
10	33.069	185,2	32.689	123,4	37.935	241,6	262,8	1: 43.693		31	Out	175,3	34.271	129,2	40.450			23: 54.835 P	
11	32.655	188,5	32.309	128,4	36.979	249,4	268,0	1: 41.943		32	32.173	200,7	32.408	129,5	36.916	244,3	262,1	1: 41.497	
12	31.725	203,0	32.149	125,1		248,3	267,3	1: 48.567		33	31.524	<u>211,4</u>	32.076	136,2	37.952	249,4	268,0	1: 41.552	
13	Out	143,6	34.205	123,4	37.754			10: 12.616 P		34	31.891	202,2	32.158	130,3	37.270	244,9	265,4	1: 41.319	
14	32.268	183,4	32.364	136,7	36.910	246,6	265,4	1: 41.542		35	31.701	200,0	32.057	136,0	36.823	251,2	268,7	1: 40.581	
15	31.766	193,2	32.053	135,8	<u>36.711</u>	248,8	268,0	1: 40.530		36	31.673	204,9	31.929	137,6	37.846	251,2	268,0	1: 41.448	
16	31.564	200,7	<u>31.646</u>	<u>142,9</u>	36.740	249,4	268,7	<u>1: 39.950</u>		37	31.687	199,6	31.972	135,7	36.786	249,4	268,0	1: 40.445	
17	31.777	187,5	32.326	135,5		248,3	267,3	1: 45.586		38	31.601	203,4	31.858	136,0		249,4	267,3	1: 45.604	
18	Out	153,8	34.290	122,9	37.875			11: 30.398 P		39	Out	181,8	32.758	129,0	37.179			51: 54.523 P	
19	32.482	189,8	32.156	133,8	36.940	247,1	266,0	1: 41.578		40	31.687	201,5	31.817	141,0	37.762	251,2	268,0	1: 41.266	
20				138,3	36.762	251,2	267,3	1: 40.591		41	31.779	201,1	32.460	141,0	40.902	244,9	265,4	1: 45.141	
21	31.740	198,9	32.011	135,7	36.974	250,0	268,0	1: 40.725		42									

20 Baker-Barker										Porsche 911 GT3 R									
lap	Sect-1	Speed	Sect-2	Speed	Sect-3	Speed	TopSpeed	laptime	pit	lap	Sect-1	Speed	Sect-2	Speed	Sect-3	Speed	Topspeed	laptime	pit
1	Out	147,3	35.657	123,3	39.931			1: 54.521		21	Out	161,4	37.780	96,5	44.066			36: 44.312 P	
2	33.258	180,0	33.219	119,3	38.542	246,6	268,7	1: 45.019		22	34.166	192,2	34.368	<u>134,7</u>	41.167	237,4	261,5	1: 49.701	
3	32.654	195,3	32.694	123,0	38.366	248,8	272,0	1: 43.714		23	36.331	179,7	35.281	119,9	40.464	241,1	268,7	1: 52.076	
4	32.421	170,3	33.062	126,2	37.969	250,0	274,8	1: 43.452		24	34.615	173,6	35.360	128,3	41.999	240,0	266,0	1: 51.974	
5	32.327	197,1	32.651	126,9	38.110	250,0	272,7	1: 43.088		25	34.448	184,6	34.837	114,5	41.951	242,2	266,0	1: 51.236	
6	34.251	153,0	34.635	115,1		251,2	274,1	1: 51.598		26	34.597	181,8	35.044	116,6	40.946	242,2	268,7	1: 50.587	
7	Out	148,8	38.407	108,0	42.782			8: 39.613 P		27	35.006	171,7	34.846	117,8	41.680	243,8	268,0	1: 51.532	
8	36.192	176,5	35.224	118,3	41.377	237,9	236,8	1: 52.793		28	37.731	160,0	39.665	104,1		242,7	266,0	2: 09.006	
9	35.939	170,6	35.139	114,0	41.303	243,2	269,3	1: 52.381		29	Out	175,9	33.765	125,0	42.683			13: 06.159 P	
10	36.243	173,4	35.109	119,6	41.734	238,9	268,0	1: 53.086		30	32.246	195,7	<u>32.266</u>	122,2	38.381	250,6	272,0	1: 42.893	
11	37.140	157,4	35.894	107,1	43.602	238,9	267,3	1: 56.636		31	31.948	194,9	32.399	122,4	<u>37.555</u>	246,0	272,0	<u>1: 41.902</u>	
12	36.038	172,8	35.212	114,3	45.586	236,8	264,7	1: 56.836		32	32.608	174,8	33.767	120,5		252,9	275,5	1: 47.458	
13	35.802	175,0	35.566	107,4	42.325	237,4	265,4	1: 53.693		33	Out	182,7	33.115	125,4	38.488			9: 02.267 P	
14	34: 12.489	138,8	42.162	90,5	45.649	240,5	267,3	35: 40.300 P		34	32.053	198,5	32.342	122,7	37.839	250,6	274,1	1: 42.234	
15	37.725	159,5	36.336	115,4	41.193	224,1	248,8	1: 55.254		35	<u>31.801</u>	<u>200,4</u>	32.711	124,9		253,5	275,5	1: 45.794	
16	34.208	193,2	34.036	121,1	40.038	242,7	268,7	1: 48.282		36	Out	178,2	32.968	128,4	38.037			9: 35.442 P	
17	33.926	171,2	34.677	118,2	40.314	243,2	268,7	1: 48.917		37	32.038	198,2	32.319	128,0	37.659	253,5	<u>277,6</u>	1: 42.016	



## 2017 MICHELIN LE MANS CUP - COLLECTIVE TEST SESSION

23-04-2017

21 - 23 April 2017

Laps and Sector Times - Track Session 3

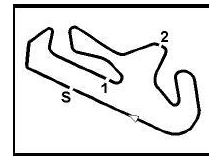
Autodromo Internacional Algarve - 4652 mtr.

18	33.975	186,2	34.756	113,2	40.356	241,6	267,3	1:49.087	38	31.970	198,5	32.411	124,6	37.983	253,5	275,5	1:42.364
19	33.860	181,2	34.813	116,3	39.945	241,1	267,3	1:48.618	39	32.162	197,1	32.731	123,0	<u>254,1</u>		275,5	1:46.366
20	36.809	146,3	41.171	101,8		242,2	268,0	2:10.267	40								

33 Ibran-Bakker										Ligier JS P3 - Nissan									
lap	Sect-1	Speed	Sect-2	Speed	Sect-3	Speed	TopSpeed	laptime	pit	lap	Sect-1	Speed	Sect-2	Speed	Sect-3	Speed	Topspeed	laptime	pit
1	Out	120,7	40.134	104,0	45.087			2:07.917		20	33.474	190,5	34.020	126,6	38.521	236,3	252,9	1:46.015	
2	38.171	132,5	37.119	110,0	42.561	221,3	244,9	1:57.851	21	32.712	194,9	33.796	122,0	38.439	238,9	255,9	1:44.947		
3	34.744	166,7	34.944	116,5	40.978	231,3	250,6	1:50.666	22	32.679	196,4	33.513	122,0	43.794	240,5	256,5	1:49.986		
4	36.648	112,5	49.851	91,8		231,8	251,7	2:22.895	23	32.815	198,9	36.695	102,0	41.785	241,6	257,1	1:51.295		
5	Out	121,9	38.488	106,3	45.326			23:57.789 P	24	32.649	191,2	33.340	125,7	38.350	244,3	259,6	1:44.339		
6	34.873	169,3	35.311	120,5	41.250	227,8	250,6	1:51.434	25	32.715	<u>210,5</u>	33.607	125,1	38.489	243,8	259,0	1:44.811		
7	34.903	158,4	36.330	110,8	41.094	229,3	251,7	1:52.327	26	32.837	203,8	33.426	118,4		242,2	258,4	1:49.490		
8	34.397	178,8	34.874	111,6	40.328	233,3	253,5	1:49.599	27	Out	126,0	39.332	116,5	39.411			16:20.524 P		
9	34.268	177,6	34.518	116,1	40.402	233,8	254,1	1:49.188	28	32.505	183,7	33.007	125,6	<u>37.604</u>	243,2	259,0	1:43.116		
10	33.984	201,5	34.579	98,0	39.896	234,3	254,1	1:48.459	29	38.543	144,0	39.822	105,1	42.443	<u>245,5</u>	260,2	2:00.808		
11	34.389	188,2	34.663	114,3		237,9	255,3	1:52.165	30	32.414	194,6	33.020	129,0	38.067	243,8	259,0	1:43.501		
12	Out	163,6	35.665	125,9	40.307			8:36.579 P	31	<u>32.274</u>	199,3	<u>32.960</u>	130,1	37.650	244,9	<u>260,9</u>	<u>1:42.884</u>		
13	33.469	191,2	34.084	<u>132,7</u>	39.500	237,9	256,5	1:47.053	32	35.536	165,6	34.970	119,6		<u>245,5</u>	259,6	1:52.523		
14	33.351	184,3	33.830	131,5	38.574	239,5	257,1	1:45.755	33	Out	141,2	35.802	114,3	43.966			5:53.013 P		
15	32.838	204,5	34.264	124,0	38.766	241,1	259,0	1:45.868	34	33.532	179,7	33.564	126,8	39.357	240,0	256,5	1:46.453		
16	33.792	187,8	33.557	121,3	38.282	240,5	259,0	1:45.631	35	33.656	185,6	33.508	127,2	38.912	240,5	258,4	1:46.076		
17	35.164	154,1	35.561	106,4		241,1	257,8	1:54.793	36	35.137	183,4	33.679	99,4	39.921	241,1	257,8	1:48.737		
18	Out	140,6	40.408	113,0	In			8:12.524 P	37	32.916	187,5	33.642	127,4	38.723	242,7	259,6	1:45.281		
19	Out	149,4	36.330	118,7	40.340			38:35.361 P	38	33.709	157,9	34.869	119,1		244,9	259,6	1:52.036		

44 Fontes-Aizpurua										Ligier JS P3 - Nissan									
lap	Sect-1	Speed	Sect-2	Speed	Sect-3	Speed	TopSpeed	laptime	pit	lap	Sect-1	Speed	Sect-2	Speed	Sect-3	Speed	Topspeed	laptime	pit
1	Out	142,5	38.729	105,9	43.123			2:01.958		16	36.652	164,9	38.380	98,6	42.721	227,4	246,0	1:57.753	
2	35.556	168,0	35.213	120,4	40.037	228,3	246,6	1:50.806	17	36.499	153,8	38.104	108,0	42.855	230,3	248,8	1:57.458		
3	33.537	176,8	33.392	131,1	38.157	234,3	250,0	1:45.086	18	35.842	161,0	37.521	108,5	42.944	232,8	251,7	1:56.307		
4	52.161	169,3	33.924	128,9		240,0	254,1	2:08.590	19	35.739	173,1	37.051	108,5	42.988	229,3	250,6	1:55.778		
5	Out	170,9	35.985	118,4	39.689			4:02.361 P	20	35.158	164,6	37.521	108,8	42.051	231,3	251,7	1:54.730		
6	32.604	189,1	32.852	133,2	37.645	240,5	255,9	1:43.101	21	35.132	167,7	37.133	123,1	41.217	233,3	252,9	1:53.482		
7	24:19.384	172,0	33.909	121,6	37.668	242,2	256,5	25:30.961 P	22	35.380	159,3	35.360	117,0	47.164	234,8	254,1	1:57.904		
8	32.456	184,9	32.411	127,2	37.336	242,2	256,5	1:42.203	23	39.372	169,5	40.347	114,9		230,3	243,8	2:14.132		
9	32.203	<u>192,2</u>	32.495	127,1	38.055	242,7	257,8	1:42.753	24	Out	139,4		In				54:03.172 P		
10	38.296	150,8	35.793	117,1	38.360	215,6	227,8	1:52.449	25	36.043	159,8	37.222	122,2	43.541	227,8	248,8	1:56.806		
11	32.275	183,4	32.464	<u>135,8</u>	37.326	242,2	257,8	1:42.065	26	35.316	171,7	35.946	121,6	42.018	233,8	255,3	1:53.280		
12	<u>31.888</u>	189,8	32.272	135,7	<u>37.267</u>	243,2	259,0	1:41.427	27	35.191	156,7	36.599	128,3	41.467	233,3	255,9	1:53.257		
13	31.963	185,2	<u>32.126</u>	134,3	37.289	<u>244,3</u>	<u>260,2</u>	<u>1:41.378</u>	28	34.843	171,2	36.145	122,9	40.885	236,8	255,3	1:51.873		
14	39.181	144,4	36.464	118,9		243,2	258,4	1:59.140	29	35.209	141,4	36.996	133,2	41.150	236,8	256,5	1:53.355		
15	Out	157,0	42.117	94,6	47.080			26:49.968 P	30										

48 Pronk-Kox										Ligier JS P3 - Nissan									
lap	Sect-1	Speed	Sect-2	Speed	Sect-3	Speed	TopSpeed	laptime	pit	lap	Sect-1	Speed	Sect-2	Speed	Sect-3	Speed	Topspeed	laptime	pit
1	Out	119,6	43.140	96,1	45.301			2:22.554		32	Out	146,5	35.150	132,4	43.029			10:39.830 P	
2	37.084	164,1	36.617	108,5	41.391	225,0	214,3	1:55.092	33	33.919	163,1	34.158	123,7	39.598	235,8	257,8	1:47.675		
3	35.449	172,0	36.253	114,9	41.037	230,3	250,0	1:52.739	34	33.597	168,0	33.650	128,0	39.432	240,0	260,2	1:46.679		
4	35.017	179,7	35.409	117,3	40.880	234,3	253,5	1:51.306	35	34.279	155,6	34.462	129,7	43.310	240,5	259,6	1:52.051		
5	35.030	158,8	35.327	121,1	40.570	230,3	251,7	1:50.927	36	33.639	165,6	33.556	130,6	39.550	237,9	257,8	1:46.745		
6	34.724	162,4	34.887	132,7	40.633	232,8	253,5	1:50.244	37	33.431	175,0	33.314	126,5	39.030	242,2	260,9	1:45.775		
7	34.873	160,7	35.069	120,5	42.226	232,8	252,9	1:52.168	38	33.629	178,5	33.301	120,5	38.938	241,6	260,9	1:45.868		
8	36.945	159,3	35.738	117,1		231,8	254,1	1:57.294	39	33.852	176,2	33.908	121,6	40.280	243,2	<u>263,4</u>	1:48.040		
9	Out	130,6	41.596	107,2	44.949			8:01.350 P	40	33.452	177,6	33.117	125,1	40.908	239,5	257,8	1:47.477		
10	36.799	169,5	35.626	117,9	40.923	225,9	251,7	1:53.348	41	33.282	183,7	33.401	124,7	38.930	238,4	259,6	1:45.613		
11	34.338	176,8	34.478	122,3	39.648	233,8	255,9	1:48.464	42	34.199	175,6	34.631	116,9		241,1	261,5	1:56.033		
12	34.078	173,6	33.919	131,7	39.756	236,3	259,0	1:47.753	43	Out	130,8	37.659	111,6	40.920			5:45.090 P		
13	33.820	187,2	34.265	128,3	41.279	236,3	256,5	1:49.364	44	34.213	168,8	36.192	117,0		238,4	256,5	2:01.310		
14	34.023	170,1	34.435	<u>136,9</u>		230,3	252,9	3:08.864	45	Out	165,6	34.265	120,4	40.001			3:10.111 P		
15	Out	163,4	34.470	121,8	38.449			10:20.922 P	46	33.423	181,5	34.008	119,5	39.083	238,9	257,8	1:46.514		
16	32.111	198,5	32.394	126,5	38.548	242,7	260,9	1:43.053	47	33.122	177,6	33.507	122,0		241,6	259,6	1:51.262		
17	32.243	192,9	32.211	129,2	37.938	234,3	255,9	1:42.392	48	Out	115,9	37.037	117,9	42.599			6:07.505 P		
18	31.849	202,6	32.199	130,8	37.679	239,5	260,9	1:41.727	49	34.878	177,6	35.274	122,2	41.125	231,3	253,5	1:51.277		
19	31.858	204,9	32.119	132,5	37.543	242,2	261,5	1:41.520	50	35.087	177,0	35.329	122,9	41.759	231,3	253,5	1:52.175		
20	32.553	183,4	32.980	134,8		241,1	259,6	1:46.285	51	34.969	177,3	36.651	114,4	42.381	230,8	254,7	1:54.001		



## 2017 MICHELIN LE MANS CUP - COLLECTIVE TEST SESSION

23-04-2017

21 - 23 April 2017

Laps and Sector Times - Track Session 3

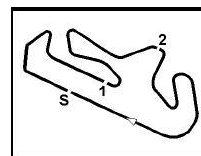
Autodromo Internacional Algarve - 4652 mtr.

21	Out	189,8	32.767	130,9	38.093			7: 40.641	P	52	35.072	163,1	35.308	123,7	41.439	233,3	255,3	1:51.819		
22		31.913	211,4	31.812	136,2	37.344	239,5	257,8	1:41.069	53	34.719	162,7	35.318	121,6	41.183	234,8	257,1	1:51.220		
23		32.224	189,5	33.135	<u>136,9</u>		243,2	261,5	1:45.732	54	34.472	172,2	35.322	122,7	41.307	235,3	255,9	1:51.101		
24	Out	187,2	33.251	130,8	38.173				13:05.298	P	55	35.465	177,6	35.405	114,5		235,8	257,1	1:54.349	
25		32.064	203,8	31.849	134,5	37.169	240,5	258,4	1:41.082	56	Out	163,4	38.625	107,1	44.685				6:29.476	P
26		31.783	211,8	32.890	118,3		243,8	260,2	1:47.122	57	37.730	126,9	35.849	118,8	41.963	226,9	252,3	1:55.542		
27	Out	152,1	35.283	128,4	39.362				6:58.249	P	58	34.528	179,1	35.452	117,6	41.638	233,3	257,1	1:51.618	
28		33.314	187,8	32.571	136,0	37.920	236,8	255,9	1:43.805	59	35.172	162,2	36.143	107,7	42.329	232,3	255,3	1:53.644		
29		31.702	<u>212,6</u>	31.704	136,5	<u>36.811</u>	242,7	257,8	1:40.217	60	35.364	153,0	35.987	110,8	42.614	229,8	252,9	1:53.965		
30		<u>31.417</u>	210,9	<u>31.648</u>	132,4	36.928	<u>247,7</u>	262,1	<u>1:39.993</u>	61	37.119	124,0	40.376	105,6		231,3	254,1	2:03.766		
31		32.194	192,9	33.072	126,3		246,0	262,1	1:47.508	62										

53 Millara-Bihel-Ricci										Ligier JS P3 - Nissan										
lap	Sect-1	Speed	Sect-2	Speed	Sect-3	Speed	TopSpeed	laptime	pit	lap	Sect-1	Speed	Sect-2	Speed	Sect-3	Speed	Topspeed	laptime	pit	
1	Out	117,0	49.063	94,1	45.909			2:16.752		20	32.127	193,5	32.738	143,0	37.430	246,0	<u>263,4</u>	1:42.295		
2		39.166	134,7	37.570	105,4	43.474	216,9	220,0	2:00.210	21	32.196	197,8	33.274	132,0		246,6	262,8	1:47.033		
3		34.922	159,8	34.814	109,3	39.959	230,8	251,7	1:49.695	22	Out	176,8	34.107	120,8	37.743			34:34.298	P	
4		34.445	179,1	35.458	112,6	39.997	234,8	253,5	1:49.900	23	32.180	193,2	32.910	137,9	38.083	244,3	257,8	1:43.173		
5		33.937	175,3	34.812	109,0	39.562	237,9	255,9	1:48.311	24	32.444	192,5	<u>32.146</u>	<u>151,3</u>	37.474	244,9	260,2	1:42.064		
6		33.852	186,5	35.512	118,8		237,9	255,9	1:59.347	25	32.174	201,5	32.189	140,6	38.359	246,0	260,9	1:42.722		
7	Out	177,0	35.182	110,7	39.299			9:18.979	P	26	32.355	200,7	32.510	139,9		244,3	260,9	1:50.851		
8		33.628	184,3	34.194	115,0	39.026	238,4	256,5	1:46.848	27	Out	178,8	32.963	137,4	37.392			31:48.571	P	
9		34.023	184,9	34.498	107,4		238,4	256,5	1:57.624	28	33.097	199,3	32.245	139,0	37.662	243,8	259,6	1:43.004		
10	Out	161,0	34.637	127,4	38.058			13:20.747	P	29	32.274	192,5	32.363	149,8	37.378	245,5	261,5	1:42.015		
11		32.474	197,1	33.212	135,0	37.746	244,3	255,9	1:43.432	30	32.342	189,5	32.421	145,7		246,6	262,1	1:47.374		
12		32.709	191,5	32.676	142,3	37.775	245,5	260,2	1:43.160	31	Out	187,8	33.070	132,5	38.108			19:04.522	P	
13		32.459	<u>210,1</u>	32.838	135,2	37.581	<u>247,1</u>	261,5	1:42.878	32	32.377	205,3	32.302	145,7	37.194	243,2	260,9	1:41.873		
14		32.598	195,3	32.675	141,7		244,9	261,5	1:48.037	33	32.206	191,8	32.608	136,5	37.836	246,6	260,2	1:42.650		
15	Out	135,2	37.979	103,3	42.986			8:53.700	P	34	32.546	185,6	33.622	146,5		246,6	262,8	1:48.783		
16		34.269	188,2	33.686	130,9	37.583	215,1	246,0	1:45.538	35	Out	187,2	34.537	112,6	39.037			4:48.428	P	
17		32.223	198,9	32.394	135,8	<u>36.899</u>	244,3	259,6	<u>1:41.516</u>	36	33.441	167,7	33.881	118,2	39.020	242,2	259,6	1:46.342		
18		32.048	200,0	32.584	138,8	37.242	246,0	261,5	1:41.874	37	34.062	149,4	34.097	124,7	39.118	240,5	260,2	1:47.277		
19		<u>31.942</u>	207,3	32.213	139,5	37.435	245,5	262,1	1:41.590	38										

65 Carde-Chila										Ligier JS P3 - Nissan										
lap	Sect-1	Speed	Sect-2	Speed	Sect-3	Speed	TopSpeed	laptime	pit	lap	Sect-1	Speed	Sect-2	Speed	Sect-3	Speed	Topspeed	laptime	pit	
1	Out	130,8	39.152	110,7	43.470			2:02.344		23	32.261	186,5	32.174	<u>140,4</u>	37.810	244,3	259,0	1:42.245		
2		35.102	160,2	34.539	125,7	39.115	228,8	251,2	1:48.756	24	<u>31.877</u>	193,9	32.702	131,7		245,5	260,2	1:45.691		
3		34.768	171,2	34.296	124,3	41.668	238,9	258,4	1:50.732	25	Out	161,9	34.254	120,5	39.894			17:18.222	P	
4		33.091	188,8	33.392	132,2	38.820	239,5	257,8	1:45.303	26	32.871	190,5	32.499	134,7	40.085	236,8	255,9	1:45.455		
5		33.806	193,5	33.237	128,7	39.394	240,5	257,8	1:46.437	27	33.348	176,5	33.568	125,4	38.636	236,3	255,9	1:45.552		
6		33.972	194,9	33.255	133,3	38.178	240,5	258,4	1:45.405	28	33.310	188,8	32.408	134,3	37.682	239,5	259,0	1:43.400		
7		32.684	209,7	32.464	135,3		242,2	259,6	1:48.499	29	32.107	196,7	32.220	133,8	37.430	243,8	259,6	<u>1:41.757</u>		
8	Out	200,4	33.177	124,6	38.079			5:17.349	P	30	32.064	184,9	32.287	135,8	<u>37.423</u>	246,0	260,2	1:41.774		
9		32.752	203,8	32.740	129,0	37.901	240,5	257,1	1:43.393	31	31.972	205,3	33.042	132,8		247,7	262,1	1:45.262		
10		32.662	<u>220,9</u>	32.387	136,2	38.247	241,6	259,0	1:43.296	32	Out	149,8	35.021	124,3	39.198			20:58.512	P	
11		32.209	208,5	32.715	126,8	37.525	242,7	260,2	1:42.449	33	32.831	201,9	32.589	138,1	37.423	238,4	257,1	1:42.843		
12		32.347	213,9	32.623	128,9		244,3	261,5	1:45.462	34	33.714	187,8	32.548	136,4	37.869	246,0	263,4	1:44.131		
13	Out	185,6	34.039	127,4	38.868			18:15.868	P	35	32.092	198,2	32.209	133,5	37.516	243,8	260,2	1:41.817		
14				130,8	38.091	239,5	255,9	1:43.772	36	32.413	175,3	33.548	140,1	37.873	246,6	<u>264,1</u>	1:43.834			
15		33.975	177,0	33.726	133,8	37.968	242,7	258,4	1:45.669	37	33.078	198,5	33.496	125,1		244,3	261,5	1:49.301		
16		32.579	210,5	32.927	108,9	39.218	240,0	256,5	1:44.724	38	Out	175,9	33.832	127,2	38.350			11:59.850	P	
17		32.421	196,7	32.784	136,5	37.824	241,1	257,8	1:43.029	39	32.825	183,1	33.643	118,8	37.607	241,1	260,9	1:44.075		
18		32.328	211,4	32.815	136,4		241,1	257,8	1:44.756	40	32.266	203,4	32.602	133,8	37.504	247,1	262,1	1:42.372		
19	Out	154,7	33.941	124,3	38.934			15:28.860	P	41	32.146	193,9	32.545	137,9	37.785	247,1	<u>264,1</u>	1:42.476		
20		33.421	192,2	32.709	138,8	38.379	235,8	252,3	1:44.509	42	32.155	208,5	32.325	<u>140,4</u>	37.899	247,7	263,4	1:42.379		
21		32.225	199,6	32.293	138,8	37.499	240,0	257,8	1:42.017	43	32.132	206,5	33.457	134,0		<u>248,3</u>	262,8	1:46.873		
22		32.105	192,5	<u>32.169</u>	138,5	38.186	244,9	260,9	1:42.460	44										

75 Haigh-Osborne										Audi R8									
lap	Sect-1	Speed	Sect-2	Speed	Sect-3	Speed	TopSpeed	laptime	pit	lap	Sect-1	Speed	Sect-2	Speed	Sect-3	Speed	Topspeed	laptime	pit
1	Out	168,0	35.224	132,5	40.416			1:50.309		19	33.606	187,5	36.178	119,1		243,2	263,4	1:53.454	
2		33.228	192,2	33.024	146,5	38.858	234,8	252,9	1:45.110	20	Out	129,0	46.164	93,6	43.928			3:55.431	P
3		32.622	200,7	32.752	139,9	38.594	238,4	259,0	1:43.968	21	32.374	208,9	32.551	140,6	38.138	242,7	262,1	1:43.063	
4		32.497	208,9	32.803	142,9		240,5	260,9	1:44.796	22	<u>32.010</u>	205,7	<u>32.499</u>	145,2	44.606	243,8	<u>266,7</u>	1:49.115	
5	Out	162,9	35.297	125,3	40.976			5:57.503	P	23	35.265	126,0	51.602	98,7	43.351	238,9	259,0	2:10.218	



## 2017 MICHELIN LE MANS CUP - COLLECTIVE TEST SESSION

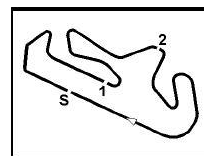
23-04-2017

21 - 23 April 2017

Laps and Sector Times - Track Session 3

Autodromo Internacional Algarve - 4652 mtr.

6	33.717	200,7	34.003	127,4	39.714	237,9	262,1	1:47.434	24	32.426	208,9	32.595	143,2	<u>38.031</u>	241,6	264,7	<u>1:43.052</u>
7	33.126	198,2	33.658	135,5	39.838	240,5	262,1	1:46.622	25	32.769	195,7	33.165	147,1		243,2	263,4	1:45.199
8	32.989	202,6	33.702	130,6	39.734	239,5	261,5	1:46.425	26	Out	153,4	36.699	126,0	41.318			24:50.066 P
9	32.859	208,9	34.170	138,1	39.606	240,0	259,0	1:46.635	27	39.498	124,1	50.901	97,0	47.615	238,9	262,8	2:18.014
10	32.960	209,3	33.662	127,1	39.299	240,5	260,2	1:45.921	28	32.718	210,9	33.206	139,4	39.059	241,1	263,4	1:44.983
11	33.033	203,4	34.170	124,3		241,6	261,5	1:49.806	29	32.704	205,7	32.876	127,4	38.785	243,8	264,7	1:44.365
12	Out	162,9	37.294	129,7	42.690			4:42.495 P	30	32.542	210,1	33.572	125,6	38.966	244,3	264,7	1:45.080
13	35.898	133,3	43.560	129,8	45.288	234,3	258,4	2:04.746	31	32.835	213,0	33.211	124,3	38.627	243,2	264,7	1:44.673
14	34.715	193,9	35.452	130,1	42.239	238,4	262,1	1:52.406	32	34.191	181,8	34.173	117,0		<u>244,9</u>	264,1	1:51.118
15	33.096	212,2	33.336	132,7	39.384	242,2	261,5	1:45.816	33	Out	190,5	33.206	136,9	38.388			3:55.465 P
16	32.841	205,7	33.238	134,0	39.233	242,2	265,4	1:45.312	34	32.447	209,7	33.114	124,6	43.303	243,2	264,7	1:48.864
17	32.730	<u>214,3</u>	33.263	141,9	39.128	242,2	262,1	1:45.121	35	32.381	208,5	32.666	142,3	38.401	243,8	264,1	1:43.448
18	32.719	213,9	33.126	<u>149,2</u>	39.048	241,6	261,5	1:44.893	36	42.406	116,0	41.183	117,3		<u>244,9</u>	210,1	2:16.351



## 2017 MICHELIN LE MANS CUP - COLLECTIVE TEST SESSION

23-04-2017

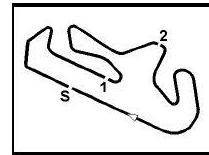
Sector analyse - Track Session 3

21 - 23 April 2017

Autodromo Internacional Algarve - 4652 mtr.

Pos	Nbr	Name / Team name	Sector 1			Sector 2			Sector 3			Theoretical best	Actual best	In
			time	Lap	pos	time	Lap	pos	time	Lap	pos			
1	19	Ehrlacher-Capo	31.472	29	2	31.646	16	1	36.711	15	1	1:39.829	1:39.950	16
2	48	Pronk-Kox	31.417	30	1	31.648	30	2	36.811	29	3	1:39.876	1:39.993	30
3	14	Warburton-Kapadia	31.651	21	3	31.811	21	3	36.768	22	2	1:40.230	1:40.410	22
4	44	Fontes-Aizpurua	31.888	12	6	32.126	13	4	37.267	12	6	1:41.281	1:41.378	13
5	53	Millara-Bihel-Ricci	31.942	19	7	32.146	24	6	36.899	17	4	1:40.987	1:41.516	17
6	4	Busnelli-Babini	32.011	9	9	32.135	9	5	37.179	11	5	1:41.325	1:41.667	11
7	65	Carde-Chila	31.877	24	5	32.169	22	7	37.423	30	7	1:41.469	1:41.757	29
8	20	Baker-Barker	31.801	35	4	32.266	30	8	37.555	31	8	1:41.622	1:41.902	31
9	8	Mézard-Belicchi	32.074	26	10	32.618	26	11	37.970	25	11	1:42.662	1:42.738	26
10	7	Mowle-Keen	32.429	11	12	32.381	5	9	37.913	11	10	1:42.723	1:42.838	11
11	33	Ibran-Bakker	32.274	31	11	32.960	31	12	37.604	28	9	1:42.838	1:42.884	31
12	75	Haigh-Osborne	32.010	22	8	32.499	22	10	38.031	24	12	1:42.540	1:43.052	24





## 2017 MICHELIN LE MANS CUP - COLLECTIVE TEST SESSION

23-04-2017 - Track Session 3  
Laptimes - Track Session 3

21 - 23 April 2017  
Autodromo Internacional Algarve - 4652 mtr.

Nbr	Driver name	Lap	Laps			Brand / Model									10	11	12	13	14	15		
			1	2	3	4	5	6	7	8	9											
4	SVC Sport Management GMBH		37 Laps			Ligier JS P3 - Nissan																
	Fabio Babini	1 - 12	2:01.60	1:44.42	1:43.08	1:42.14	1:47.98	1:108.5	1:42.35	1:42.56	1:42.08	1:41.90	1:41.66	1:45.69								
	Emanuele Busnelli	13 - 27	14:01.3	1:46.07	1:46.08	1:49.10	2:44.79	9:06.29	2:30.09	1:44.67	1:43.44	1:43.47	1:44.16	1:45.25	1:43.60	1:43.32	1:52.96					
	Fabio Babini	28 - 37	49:40.0	1:42.77	1:41.90	1:45.04	1:42.02	1:44.36	1:41.70	1:47.72	1:42.18	1:46.71										
7	Lee Mow le		33 Laps			Mercedes AMG GT3																
	Lee Mowle	1 - 12	1:58.45	1:45.93	1:43.60	1:43.12	1:43.31	1:47.12	8:27.78	1:50.65	6:52.48	1:43.34	1:42.83	1:45.15								
	Phil Keen	13 - 27	10:31.3	1:47.83	1:47.42	1:49.08	1:47.33	1:47.39	1:49.00	1:46.79	1:53.15	43:40.2	1:44.80	1:43.80	1:43.38	1:47.28	4:51.45					
		28 - 33	1:57.22	1:45.82	1:46.62	1:45.78	1:46.22	1:50.99														
8	SVC Sport Management GMBH		49 Laps			Lamborghini Huracan GT3																
	Cédric Mézard	1 - 10	2:14.81	1:57.64	1:48.28	1:46.93	1:46.61	1:45.81	1:51.25	1:49.85	5:39.54	1:46.87										
	Andrea Belicchi	11 - 25	13:44.2	1:45.29	1:45.34	1:44.43	1:44.38	1:55.05	4:23.98	1:45.76	1:44.90	1:44.37	1:44.91	1:59.00	6:15.14	1:47.10	1:43.15					
		26 - 29	1:42.73	1:45.52	1:54.66	1:54.70																
	Cédric Mézard	30 - 43	22:07.7	1:47.73	1:45.41	1:45.57	1:46.53	1:45.62	1:48.12	1:48.32	2:04.74	28:58.6	1:49.13	1:49.46	1:46.52	2:08.85						
	Andrea Belicchi	44 - 49	10:13.7	1:44.76	1:44.18	1:43.74	1:43.48	1:43.45														
14	RLR M Sport		31 Laps			Ligier JS P3 - Nissan																
	Ross Warburton	1 - 13	2:10.48	1:57.39	1:51.81	1:48.42	1:47.39	2:06.69	39:16.7	1:47.57	1:46.87	1:46.24	1:55.77	1:51.30	1:56.37							
	Alex Kapadia	14 - 23	43:39.9	1:41.88	1:41.52	1:41.19	1:46.16	14:53.4	1:40.70	1:40.44	1:40.41	1:48.12										
	Ross Warburton	24 - 31	6:27.31	1:47.98	1:48.54	1:46.69	1:53.79	1:48.28	1:53.09	2:05.54												
19	M. Racing - YMR		41 Laps			Norma M30 - Nissan																
	Ricky Capó	1 - 15	2:04.47	1:46.46	1:43.68	1:42.35	1:41.89	1:41.54	1:42.30	1:47.99	14:49.4	1:43.69	1:41.94	1:48.56	10:12.6	1:41.54	1:40.53					
		16 - 30	1:39.95	1:45.58	1:130.3	1:41.57	1:40.59	1:40.72	1:45.25	4:23.36	1:41.44	1:40.94	1:40.71	1:40.64	1:40.19	1:40.20	1:48.94					
	Yann Ehlacher	31 - 45	23:54.8	1:41.49	1:41.55	1:41.31	1:40.58	1:41.44	1:40.44	1:45.60	51:54.5	1:41.26	1:45.14									
20	Gulf Racing UK		39 Laps			Porsche 911 GT3 R																
		1 - 15	1:54.52	1:45.01	1:43.71	1:43.45	1:43.08	1:51.59	8:39.61	1:52.79	1:52.38	1:53.08	1:56.63	1:56.83	1:53.69	35:40.3	1:55.25					
		16 - 30	1:48.28	1:48.91	1:49.08	1:48.61	2:10.26	36:44.3	1:49.70	1:52.07	1:51.97	1:51.23	1:50.58	1:51.53	2:09.00	13:06.1	1:42.89					
		31 - 45	1:41.90	1:47.45	9:02.26	1:42.23	1:45.79	9:35.44	1:42.01	1:42.36	1:46.36											
33	Ibran Pardo Javier		38 Laps			Ligier JS P3 - Nissan																
	Javier Ibran	1 - 11	2:07.91	1:57.85	1:50.66	2:22.89	23:57.7	1:51.43	1:52.32	1:49.59	1:49.18	1:48.45	1:52.16									
	Mathijs Bakker	12 - 26	8:36.57	1:47.05	1:45.75	1:45.86	1:45.63	1:54.79	8:12.52	38:35.3	1:46.01	1:44.94	1:49.98	1:51.29	1:44.33	1:44.81	1:49.49					
		27 - 41	16:20.5	1:43.11	2:00.80	1:43.50	1:42.88	1:52.52	5:53.01	1:46.45	1:46.07	1:48.73	1:45.28	1:52.03								
44	SPV Motosort		29 Laps			Ligier JS P3 - Nissan																
		1 - 15	2:01.95	1:50.80	1:45.08	2:08.59	4:02.36	1:43.10	25:30.9	1:42.20	1:42.75	1:52.44	1:42.06	1:41.42	1:41.37	1:59.14	26:49.9					
		16 - 30	1:57.75	1:57.45	1:56.30	1:55.77	1:54.73	1:53.48	1:57.90	2:14.13	54:03.1	1:56.80	1:53.28	1:53.25	1:51.87	1:53.35						
48	Kox Racing		61 Laps			Ligier JS P3 - Nissan																
	Nico Pronk	1 - 14	2:22.55	1:55.09	1:52.73	1:51.30	1:50.92	1:50.24	1:52.16	1:57.29	8:01.35	1:53.34	1:48.46	1:47.75	1:49.36	3:08.86						
	Peter Kox	15 - 29	10:20.9	1:43.05	1:42.39	1:41.72	1:41.52	1:46.28	7:40.64	1:41.06	1:45.73	13:05.2	1:41.08	1:47.12	6:58.24	1:43.80	1:40.21					
		30 - 44	1:39.99	1:47.50	10:39.8	1:47.67	1:46.67	1:52.05	1:46.74	1:45.77	1:45.86	1:48.04	1:47.47	1:45.61	1:56.03	5:45.09	2:01.31					
		45 - 47	3:10.11	1:46.51	1:51.26																	
	Nico Pronk	48 - 62	6:07.50	1:51.27	1:52.17	1:54.00	1:51.81	1:51.22	1:51.10	1:54.34	6:29.47	1:55.54	1:51.61	1:53.64	1:53.96	2:03.76						
53	M. Racing - YMR		37 Laps			Ligier JS P3 - Nissan																
		1 - 15	2:16.75	2:00.21	1:49.69	1:49.90	1:48.31	1:59.34	9:18.97	1:46.84	1:57.62	13:20.7	1:43.43	1:43.16	1:42.87	1:48.03	8:53.70					
		16 - 30	1:45.53	1:41.51	1:41.87	1:41.59	1:42.29	1:47.03	34:34.2	1:43.17	1:42.06	1:42.72	1:50.85	31:48.5	1:43.00	1:42.01	1:47.37					
		31 - 45	19:04.5	1:41.87	1:42.65	1:48.78	4:48.42	1:46.34	1:47.27													
65	Graff		43 Laps			Ligier JS P3 - Nissan																
	Adrien Chila	1 - 15	2:02.34	1:48.75	1:50.73	1:45.30	1:46.43	1:45.40	1:48.49	5:17.34	1:43.39	1:43.29	1:42.44	1:45.46	18:15.8	1:43.77	1:45.66					
		16 - 30	1:44.72	1:43.02	1:44.75	15:28.8	1:44.50	1:42.01	1:42.46	1:42.24	1:45.69	17:18.2	1:45.45	1:45.55	1:43.40	1:41.75	1:41.77					
		31 - 45	1:45.26	20:58.5	1:42.84	1:44.13	1:41.81	1:43.83	1:49.30	11:59.8	1:44.07	1:42.37	1:42.47	1:42.37	1:46.87							
75	Optimum Racing		36 Laps			Audi R8																
	Joe Osborne	1 - 4	1:50.30	1:45.11	1:43.96	1:44.79																
	Flick Haigh	5 - 19	5:57.50	1:47.43	1:46.62	1:46.42	1:46.63	1:45.92	1:49.80	4:42.49	2:04.74	1:52.40	1:45.81	1:45.31	1:45.12	1:44.89	1:53.45					
	Joe Osborne	20 - 25	3:55.43	1:43.06	1:49.11	2:10.21	1:43.05	1:45.19														
	Flick Haigh	26 - 32	24:50.0	2:18.01	1:44.98	1:44.36	1:45.08	1:44.67	1:51.11													
	Joe Osborne	33 - 36	3:55.46	1:48.86	1:43.44	2:16.35																